

77 (A) 10. 4150
 11. 4200
 12. 4250
 13. 4300
 14. 4350
 15. 4400
 16. 4450
 17. 4500
 18. 4550
 19. 4600
 20. 4650

77 (B) 10. 4650
 11. 4700
 12. 4750
 13. 4800
 14. 4850
 15. 4900
 16. 4950
 17. 5000
 18. 5050
 19. 5100
 20. 5150

77 (C) 10. 5150
 11. 5200
 12. 5250
 13. 5300
 14. 5350
 15. 5400
 16. 5450
 17. 5500
 18. 5550
 19. 5600
 20. 5650

77 (D) 10. 5650
 11. 5700
 12. 5750
 13. 5800
 14. 5850
 15. 5900
 16. 5950
 17. 6000
 18. 6050
 19. 6100
 20. 6150

77 (E) 10. 6150
 11. 6200
 12. 6250
 13. 6300
 14. 6350
 15. 6400
 16. 6450
 17. 6500
 18. 6550
 19. 6600
 20. 6650

77 (F) 10. 6650
 11. 6700
 12. 6750
 13. 6800
 14. 6850
 15. 6900
 16. 6950
 17. 7000
 18. 7050
 19. 7100
 20. 7150

77 (G) 10. 7150
 11. 7200
 12. 7250
 13. 7300
 14. 7350
 15. 7400
 16. 7450
 17. 7500
 18. 7550
 19. 7600
 20. 7650

77 (H) 10. 7650
 11. 7700
 12. 7750
 13. 7800
 14. 7850
 15. 7900
 16. 7950
 17. 8000
 18. 8050
 19. 8100
 20. 8150

77 (I) 10. 8150
 11. 8200
 12. 8250
 13. 8300
 14. 8350
 15. 8400
 16. 8450
 17. 8500
 18. 8550
 19. 8600
 20. 8650

77 (J) 10. 8650
 11. 8700
 12. 8750
 13. 8800
 14. 8850
 15. 8900
 16. 8950
 17. 9000
 18. 9050
 19. 9100
 20. 9150






77 (K) 10. 9150
 11. 9200
 12. 9250
 13. 9300
 14. 9350
 15. 9400
 16. 9450
 17. 9500
 18. 9550
 19. 9600
 20. 9650

77 (L) 10. 9650
 11. 9700
 12. 9750
 13. 9800
 14. 9850
 15. 9900
 16. 9950
 17. 10000
 18. 10050
 19. 10100
 20. 10150


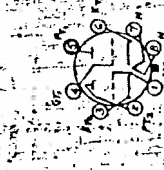
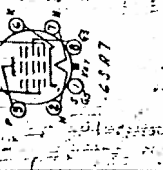


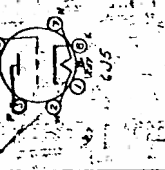
77 (M) 10. 10150
 11. 10200
 12. 10250
 13. 10300
 14. 10350
 15. 10400
 16. 10450
 17. 10500
 18. 10550
 19. 10600
 20. 10650

77 (N) 10. 10650
 11. 10700
 12. 10750
 13. 10800
 14. 10850
 15. 10900
 16. 10950
 17. 11000
 18. 11050
 19. 11100
 20. 11150

Static tests are to be made with all tubes and plug-in units (including the transformer plug-in units) removed, before plugging in the D.C. cables, a resistance measurement should be made from every voltage terminal to every other voltage terminal to determine the resistance between every pair of terminals. Static tests are made with all cables removed except the D.C. cables.



Refer to test manual, Testers (1922-1951)
 45 - refers to position of reference voltage terminals A, B, or C.
 7-1-1 - refers to position of antenna, antenna, and antenna.
 50 - leading of vacuum tube winder.



MOORE SCHOOL OF ELECTRICAL ENGINEERING
 UNIVERSITY OF PENNSYLVANIA

DR. TESTING CHART - STATIC - CONT.

MATERIAL	FINISH	SCALE
Drawn by: <i>W.P.</i>	Checked by: <i>C. Miller</i>	Approved by: <i>PX-10-115B</i>
5/15/45		