

Corrected Terminal Panel
 12(1-40) 14, 16, 18, 20, 22, 24, 26, 28, 30, 32, 34, 36, 38, 40, 42, 44, 46, 48, 50, 52, 54, 56, 58, 60, 62, 64, 66, 68, 70, 72, 74, 76, 78, 80, 82, 84, 86, 88, 90, 92, 94, 96, 98, 100

MAIN Power
 240 V, 50 Hz, 3 Phase, 4 Wire

3 LEGS - EACH
 2-400 MCM AVC

3 LEGS - EACH
 2-400 MCM AVC

3 LEGS - EACH
 2-400 MCM AVC

3 LEGS - EACH
 2-400 MCM AVC

3 LEGS - EACH
 2-400 MCM AVC

3 LEGS - EACH
 2-400 MCM AVC

3 LEGS - EACH
 2-400 MCM AVC

3 LEGS - EACH
 2-400 MCM AVC

3 LEGS - EACH
 2-400 MCM AVC

3 LEGS - EACH
 2-400 MCM AVC

3 LEGS - EACH
 2-400 MCM AVC

3 LEGS - EACH
 2-400 MCM AVC

3 LEGS - EACH
 2-400 MCM AVC

3 LEGS - EACH
 2-400 MCM AVC

3 LEGS - EACH
 2-400 MCM AVC

3 LEGS - EACH
 2-400 MCM AVC

3 LEGS - EACH
 2-400 MCM AVC

3 LEGS - EACH
 2-400 MCM AVC

3 LEGS - EACH
 2-400 MCM AVC

3 LEGS - EACH
 2-400 MCM AVC


3 LEGS - EACH
 2-400 MCM AVC

3 LEGS - EACH
 2-400 MCM AVC

3 LEGS - EACH
 2-400 MCM AVC



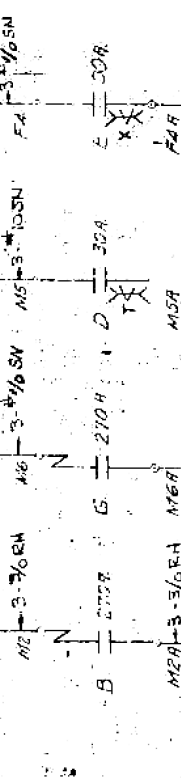

PANEL No. 3

125A



PANEL No. 3
 SINGLE PHASE CIRCUITS

CURRENT	No. Rec. Amps	Description
1	15	ENGINE CONVEYANCE OUTLETS
2	15	ENGINE CONVEYANCE OUTLETS
3	20	TEST TABLE CONVEYANCE OUTLETS
4	20	TEST TABLE CONVEYANCE OUTLETS
5	20	TEST TABLE CONVEYANCE OUTLETS
6	20	ENGINE CONVEYANCE OUTLETS
7	20	ENGINE CONVEYANCE OUTLETS
8	20	ENGINE CONVEYANCE OUTLETS
9	20	ENGINE CONVEYANCE OUTLETS
10	20	ENGINE CONVEYANCE OUTLETS
11	20	ENGINE CONVEYANCE OUTLETS
12	20	ENGINE CONVEYANCE OUTLETS
13	20	ENGINE CONVEYANCE OUTLETS
14	20	ENGINE CONVEYANCE OUTLETS
15	20	ENGINE CONVEYANCE OUTLETS
16	20	ENGINE CONVEYANCE OUTLETS
17	20	ENGINE CONVEYANCE OUTLETS
18	20	ENGINE CONVEYANCE OUTLETS
19	20	ENGINE CONVEYANCE OUTLETS
20	20	ENGINE CONVEYANCE OUTLETS
21	20	ENGINE CONVEYANCE OUTLETS
22	20	ENGINE CONVEYANCE OUTLETS
23	20	ENGINE CONVEYANCE OUTLETS
24	20	ENGINE CONVEYANCE OUTLETS
25	20	ENGINE CONVEYANCE OUTLETS
26	20	ENGINE CONVEYANCE OUTLETS
27	20	ENGINE CONVEYANCE OUTLETS
28	20	ENGINE CONVEYANCE OUTLETS
29	20	ENGINE CONVEYANCE OUTLETS
30	20	ENGINE CONVEYANCE OUTLETS
31	20	ENGINE CONVEYANCE OUTLETS
32	20	ENGINE CONVEYANCE OUTLETS
33	20	ENGINE CONVEYANCE OUTLETS
34	20	ENGINE CONVEYANCE OUTLETS
35	20	ENGINE CONVEYANCE OUTLETS
36	20	ENGINE CONVEYANCE OUTLETS
37	20	ENGINE CONVEYANCE OUTLETS
38	20	ENGINE CONVEYANCE OUTLETS
39	20	ENGINE CONVEYANCE OUTLETS
40	20	ENGINE CONVEYANCE OUTLETS
41	20	ENGINE CONVEYANCE OUTLETS
42	20	ENGINE CONVEYANCE OUTLETS
43	20	ENGINE CONVEYANCE OUTLETS
44	20	ENGINE CONVEYANCE OUTLETS
45	20	ENGINE CONVEYANCE OUTLETS
46	20	ENGINE CONVEYANCE OUTLETS
47	20	ENGINE CONVEYANCE OUTLETS
48	20	ENGINE CONVEYANCE OUTLETS
49	20	ENGINE CONVEYANCE OUTLETS
50	20	ENGINE CONVEYANCE OUTLETS



EN AC INSTALLATION
 COMPUTING ENGINE THIRD FLOOR
 BALLISTIC RESEARCH LABORATORY
 4908 EN ENGINE GROUND

MOORE SCHOOL OF ELECTRICAL ENGINEERING
 UNIVERSITY OF PENNSYLVANIA

ONE LINE WIRING DIAGRAM
 POWER CIRCUITS

SCALE: _____	CHECKED BY: APPROVED BY:
DRAWN BY: J. A. C.	J. A. C.
DATE: 5 FEB 47	DATE: 5 FEB 47

PX-14-103

REVISIONS

NO.	DESCRIPTION	DATE
1	Corrected for Revision of 100 ENGINE PRINTS	1-13-47
2	ON PANEL 3 CIRCUITS	2-11-47
3	REVISIONS	2-11-47