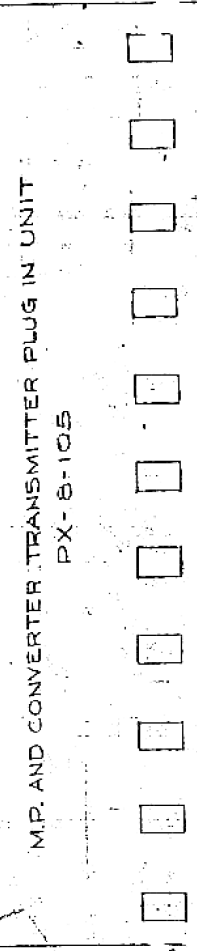
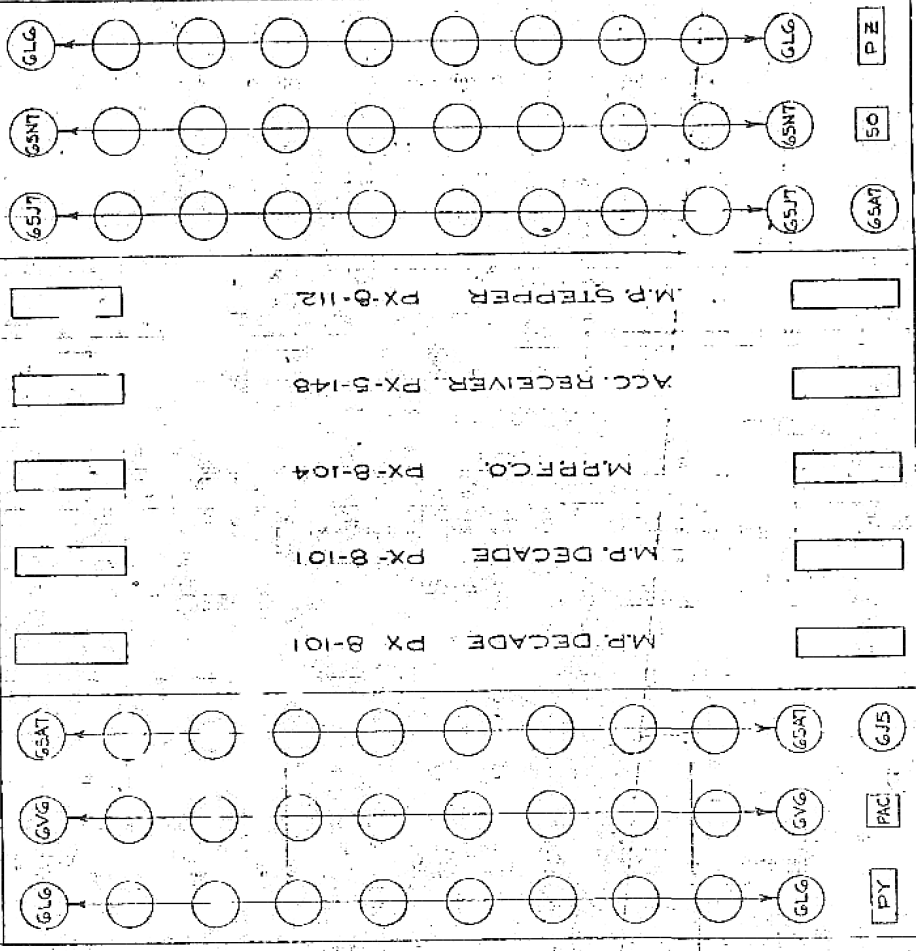



PX-16-101
TOP GATE CHASSIS




PX-16-102
TRANSMITTER CHASSIS



PX-16-103
GATE CHASSIS



PX-16-104
TRANSMITTER CHASSIS



PX-16-105
TRANSMITTER CHASSIS

PX-16-106
FIL. TRANSFORMER-CHASSIS

MOORE SCHOOL OF ELECTRICAL ENGINEERING
UNIVERSITY OF PENNSYLVANIA

TUBE LOCATIONS
FOR CONVERTER

SCALE

DRAWN BY S. PAUL 5-19-48	CHECKED BY R.E.M. 5-19-48	APPROVED BY R.E.M. 5-19-48	PX-16-305
--------------------------------	---------------------------------	----------------------------------	-----------