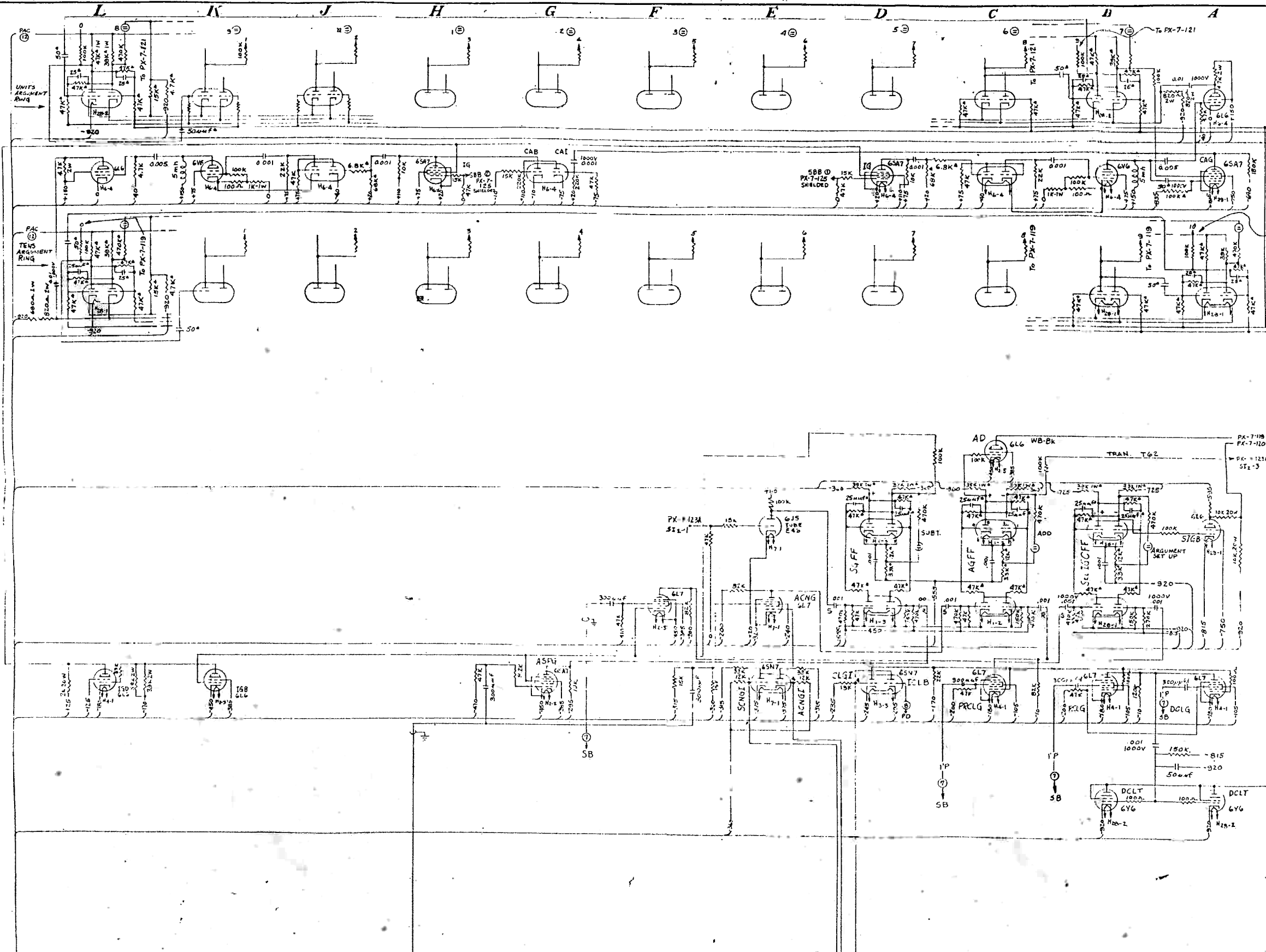


THIS BEING USED
 IN THE TABLES
 FOR THE ADD TIME
 OPERATION, OTHER
 OPERATIONS ARE WIRED
 AS SHOWN.
 JAN 1952
 IN THE TABLE III
 OF THE 43 ROWS OF
 THE ADD MISSING
 OPERATIONS HAVE BEEN
 REPLACED BY PLUS IN
 THE REFER TO
 PX-7-125A



41 CONNECTOR IN WIRES TO NEON LAMPS

1	PROGRAM RING	10	COMMON FOR UNITS RING
2	"	11	"
3	"	12	SUBT
4	"	13	"
5	"	14	ADD
6	"	15	"
7	"	16	ARGUMENT SET UP
8	"	17	"
9	"	18	BLANK
10	"	19	"
11	"	20	"
12	"	21	"
13	"	22	"
14	"	23	"
15	"	24	"
16	"	25	"
17	"	26	"
18	"	27	"

42 SB

1	CPP
2	PULSE
3	"
4	"
5	"
6	"
7	PULSE
8	"
9	2 PULSES
10	2 PULSES
11	"
12	GROUND

43 PC

13	A.C. PHASE
14	GROUND
15	NEUTRAL
16	A.C. PHASE

44 PD

1	+25V.
2	+50V.
3	0V.
4	+75V.
5	+100V.
6	+20V.
7	+225V.
8	INITIAL CLEAR
9	-50V.
10	-100V.
11	-150V.
12	-100V.
13	-200V.
14	-100V.
15	-10V.
16	+150V.
17	0V.
18	-40V.

45 PE

1	-240V.
2	-200V.
3	-300V.
4	-300V.
5	-170V.
6	-75V.
7	-425V.
8	-555
9	-620V.
10	-640V.
11	-470V.
12	-450V.
13	-315V.
14	-360V.
15	-235V.
16	-240V.
17	-385V.
18	-415V.

PAC


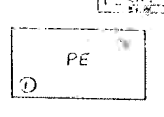
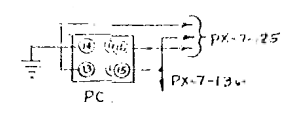


1	
2	
3	
4	
5	
6	
7	-950V.
8	-950V.
9	-815V.
10	-750V.
11	-725V.
12	SEE BELOW
13	-375V.
14	-125V.
15	
16	-555
17	-500V.
18	

① T-6 ARGUMENT REGISTER

TO PD, PE, PAC

TO SB

TO PX-7-125
 TO PX-7-124



F.T. CASE CHASSIS
 PANEL I

ABERDEEN PROVING GROUND, MARYLAND
 BALLISTIC RESEARCH LABORATORIES

TOLERANCE ON DIMENSIONS
 NOT OTHERWISE SPECIFIED:
 DECIMAL ±
 FRACTIONAL ±
 ANGULAR ±

FURNISH TO BE
 OTHER SURFACES AS SPECIFIED

DR. REF. APP. 7/EC SCALE PX-7-122