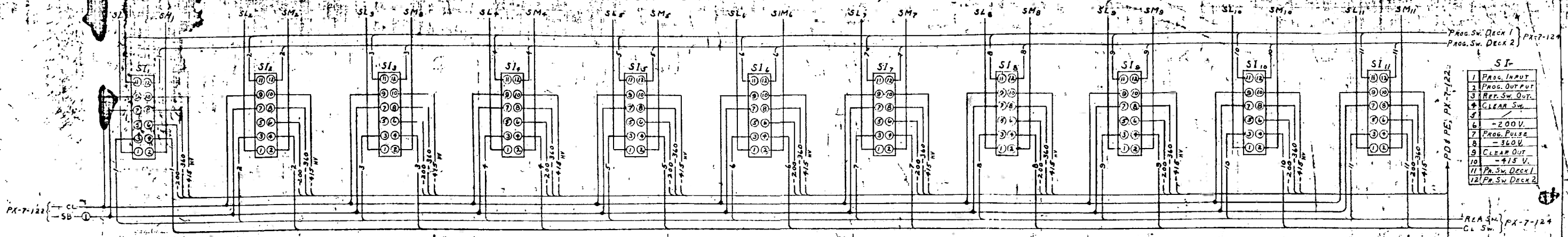


FOR CONTINUATION SEE FRONT PANEL, DRAWING PX-7-125

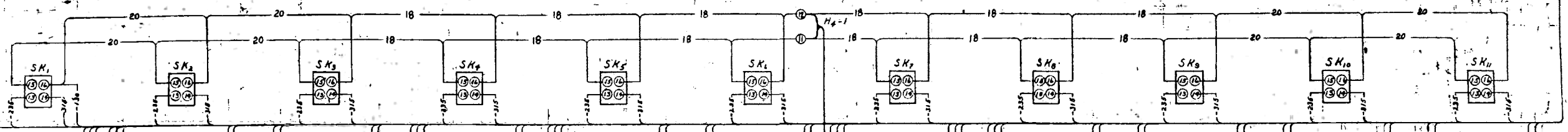


Prog. Sw. Deck 1
Prog. Sw. Deck 2

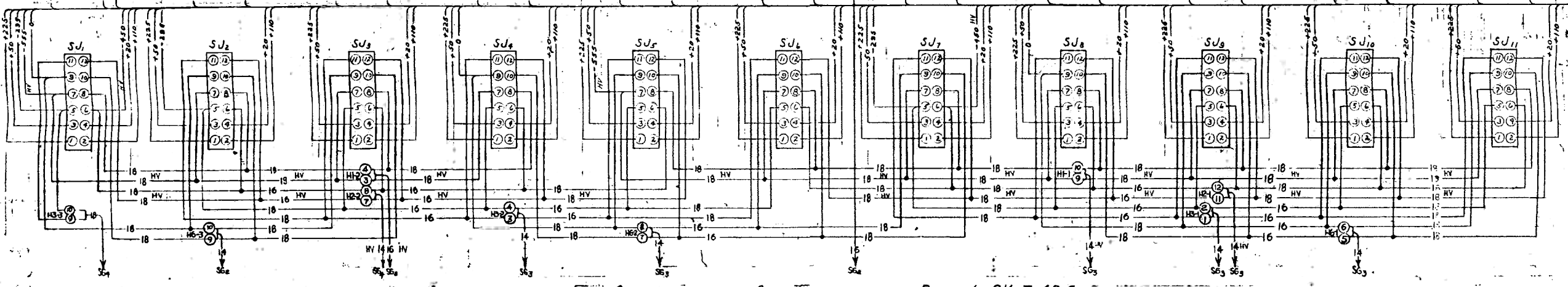
PX-7-124

REA SW. PX-7-124
CL SW.

SI-	
1	Prog. Input
2	Prog. Output
3	Ref. Sw. Out.
4	Clear Sw.
5	
6	-200V
7	Prog. Pulse
8	-360V
9	Clear Out
10	-915V
11	Pr. Sw. Deck 1
12	Pr. Sw. Deck 2



SK	
13	-235
14	-315
15	H+
16	H+ #130



SJ	
1	+225
2	+110
3	+50
4	+25
5	H1 #1-225
6	H2 #1-450
7	H1 #1-555
8	H1
9	H1 #0
10	H1
11	H2
12	H2

FOR CONTINUATION SEE TRANSFORMER PANEL 1, PX-7-136

REVISED
3-4-55
CJM-G

MOORE SCHOOL OF ELECTRICAL ENGINEERING
UNIVERSITY OF PENNSYLVANIA

FUNCTION TABLE FOR []

NATERIAL []

Drawn by: CJM-G
Checked by: []
Approved by: []

Nov. 14 1944

PX-7-123