
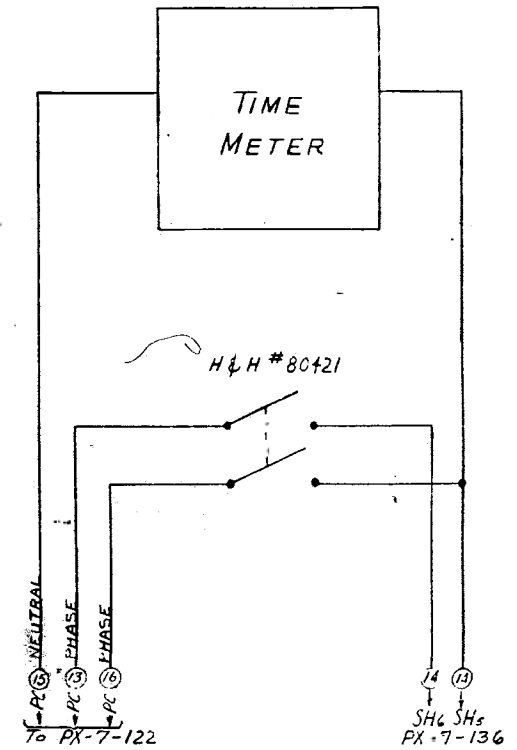


#	TERMINAL CONN.
1	UNITS INPUT
2	TENS INPUT
3	/
4	/
5	/
6	/
7	/
8	/
9	/
10	/
11	/
12	GROUND

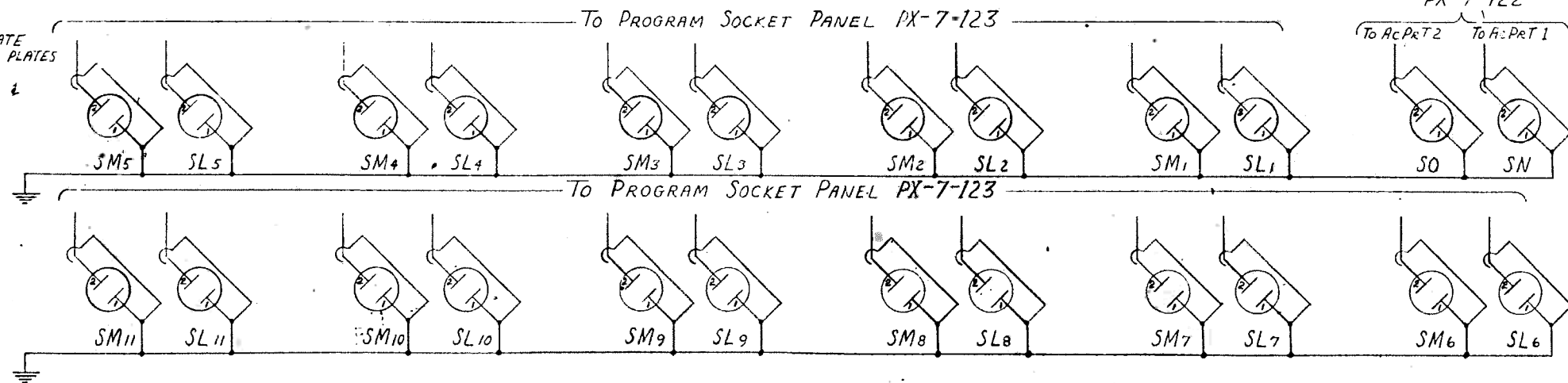


INPUTS TO TABLE ARE NUMBERED -02 - 101 INCLUSIVE

(AS VIEWED FROM WIRING SIDE)



SF
NUMBERS INDICATE CONNECTION TO PLATES OF 807'S:
PX-7-120 &
PX-7-121



REVISIONS
SEMI FINAL REVISION K.P. 11-21-45 1 GROUND ADDED TO SF.
R.A. 1-5-45 2 TERMINAL 1 ON ALL 3302 PLUGS GROUNDED
Summary 12-18-46 3 TIME METER WIRING REVISED FOR WYE CONNECTION OF A.C. POWER
Summary 13 JAN 47 4

MOORE SCHOOL OF ELECTRICAL ENGINEERING
UNIVERSITY OF PENNSYLVANIA

F. T. FRONT PANEL - PANEL 1

Drawn by J.P. Nov. 14, 1944	Checked by W.P. 7/4/44	Approved by R.P. 2/2/45	PX-7-125
-----------------------------------	------------------------------	-------------------------------	----------