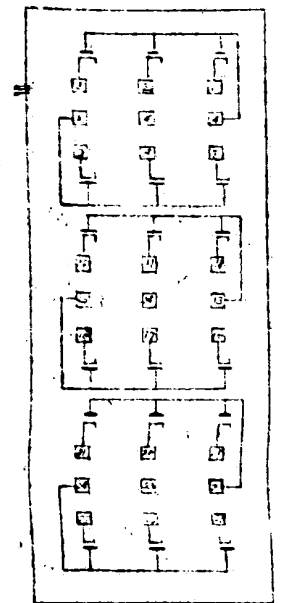
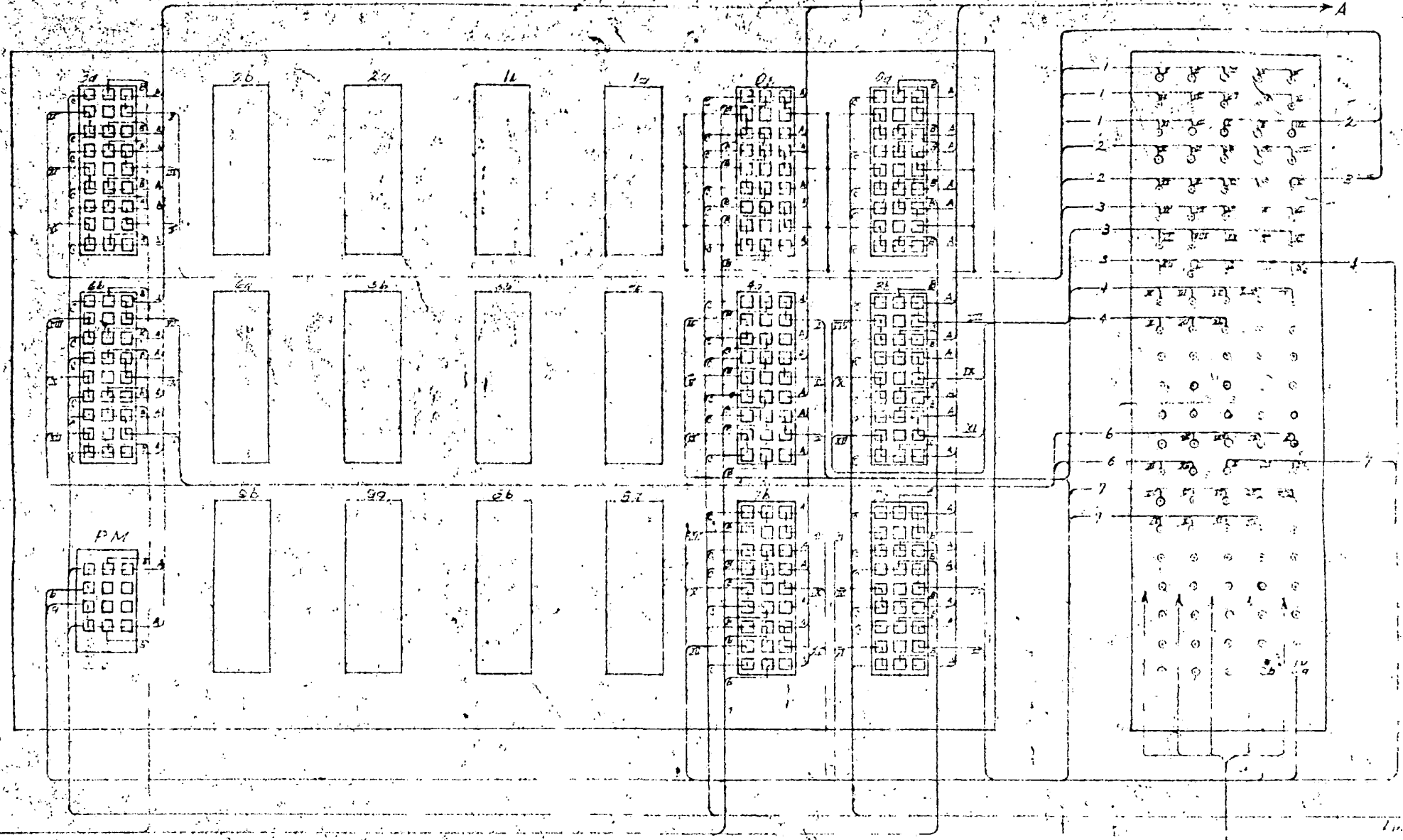



To Line Isolating Diodes

Lines 0 19 52 89




DYING DIODE CLUSTER

Line 20-21


Line 68-69

Note: Roman numerals indicate a column
 Arabic numerals indicate a digit
 Capital A indicates the first third of table (lines 0 19 52-67)
 Capital B indicates the second third of table (lines 20-41)
 Capital C indicates the third third of table (lines 52-89)
 Small a indicates left hand part of line or the first six columns of the table
 Small b indicates right hand part of line or the last six columns of the table

IBM PLUG P.N. No	Col. No.	DIGITS
1-9	I	1-9
11-19	II	1-9
21-29	III	1-9
31-39	IV	1-9
41-49	V	1-9
51-59	VI	1-9
61-67	VII	1-9
71-79	VIII	1-9
81-89	IX	1-9
91-99	X	1-9
101-109	XI	1-9
111-119	XII	1-9



FRONT VIEW OF IBM PLUG RIGHT HAND PLUG



FRONT VIEW OF IBM PLUG LEFT HAND PLUG

COMPUTER RESEARCH BRANCH BRL
 ABERDEEN PROVING CRO IND
 PORTABLE TABLE WIRING DIAGRAM

Drawn by
 Paul F. King

PX-7A-128